



佛教黃允畋中學
Buddhist Wong Wan Tin College

升中資訊日

Information Day

升中面試錦囊

How to succeed in your S1 Interview:
School Interview Tips & Preparation



目錄

<u>科目</u>	<u>項目</u>	<u>頁碼</u>
中文科	個人朗讀	2
中文科	個人演說及小組討論(參考資料)	3
英文科	Reading Aloud & Individual Presentation	4
英文科	Useful phrases for Group Interaction	5



佛教黃允畋中學
模擬面試（中文組）

個人朗讀

題目

夜闌人靜，剛下班的我(1)穿過昏暗的橫(2)巷回家。高跟鞋發出清脆而響亮的腳步聲，敲破了夏夜的謐(3)靜。天氣實在太熱了，汗一直漣漣而下，臉上的化妝早已糊掉，頭髮也是油油膩(4)膩的。倏(5)然，背後傳來另一串急速的腳步聲，我轉身一看，一個黝(6)黑高大的男(7)子跟著後頭。我大吃一驚，來不及反應，那男子已用蹩(8)腳的粵語道明來意。原來他發現我把錢包掉在地上，他追上來是為了把錢包交還給我。我鄭重地感謝他，他的好意使我頓時忘記身心的疲憊(9)，可以重拾笑容繼續歸途。

(1)我 ngo5	(2)橫 waang4	(3)謐 mat6 物
(4)膩 nei6 餌	(5)倏 suk1 叔	(6)黝 jau2
(7)男 naam4	(8)蹩 bit6 別	(9)憊 baai6 敗/bei6 備

個人朗讀須知

題目

1. 由開首至「頭髮也是油油膩膩的」等句子，宜以低緩的語調讀出，配合作者疲累的情緒。
2. 「倏然，背後傳來另一串急速的腳步聲」宜以緊張的語調、急速的語速讀出，然後稍作停頓，製造懸念。
3. 「我鄭重地感謝他」至段末宜以輕鬆的語調讀出。





佛教黃允畋中學

個人演說及小組討論 參考資料

◆ 中文個人演說評審標準

內容	結構	表達技巧	
主題突出	闡釋清楚	聲線充足	發音準確
內容充實	結構完整	善用眼神	站姿良好
事例豐富	層次分明	語速恰當	感情豐富



◆ 中文小組討論評審標準

內容	結構	態度	語言
內容充實	回應恰當	積極參與	聲線充足
闡釋清楚	補充觀點	尊重他人	語速恰當
事例豐富	帶領討論	表達得體	通順流暢



Buddhist Wong Wan Tin College Mock Interview (English)

Part 1 Reading Aloud

Read the following text aloud.

The Class Picnic

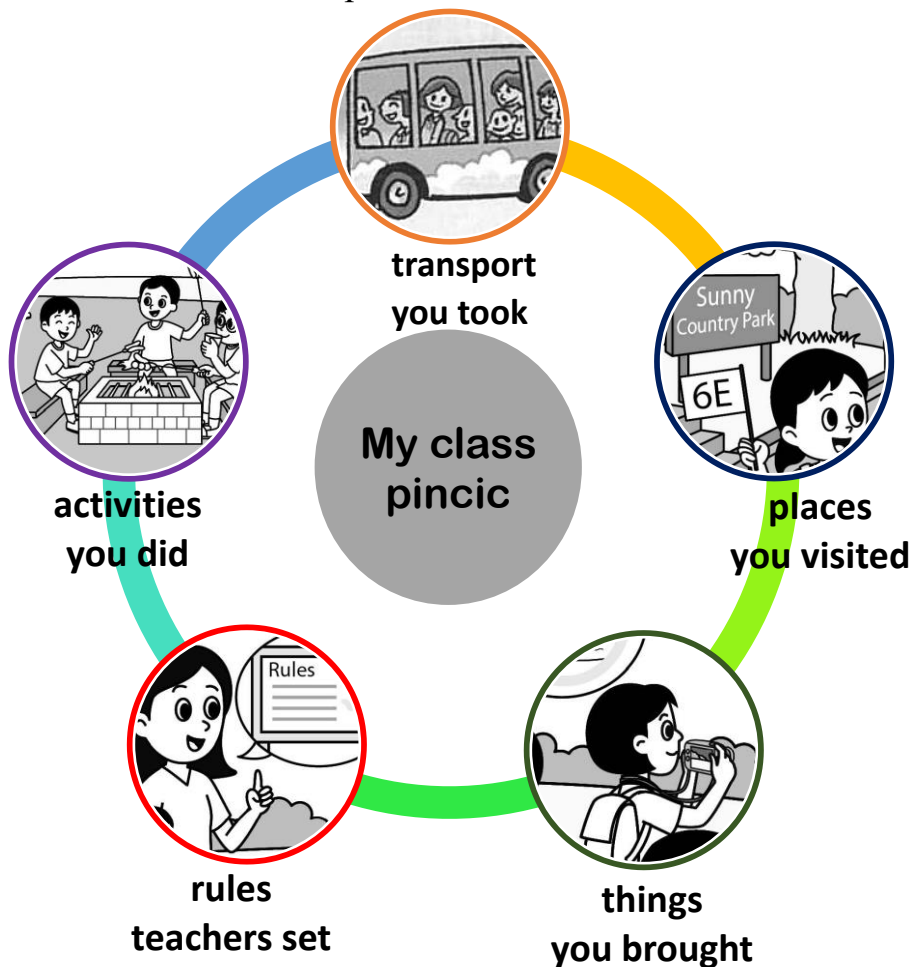
Our class had a picnic day last Friday. It was a sunny day. Our class teacher Ms Lee was waiting for us in the school playground. We left school at around 7:45 and took the bus to the Tai Po Country Park. When we arrived at the park, we played ball games together. Afterwards, we had lunch at around 12:30. We shared our food with each other.


Suddenly, a butterfly flew around Anna's head. She was very scared and ran like crazy. She bumped into Peter. Poor Peter fell in the mud. We all laughed. Ms Lee told us to stop.



Part 2 Presentation



You are going to talk about **your class picnic**. You may use the information below to help you. You will have **ONE minute** to complete the task.





Buddhist Wong Wan Tin College

Useful phrases for group interaction

Starting the discussion	<ul style="list-style-type: none">● Let's begin/let's start with...● Let's start our discussion...● Let's begin by saying...● I'd like to start by saying....
Asking for suggestions	<ul style="list-style-type: none">● Do you have an opinion?● What do you think?● Does this interest you?● Would you like to share an idea?● Do you agree/disagree with me?● Does anyone have any other suggestions?
Asking for clarification	<ul style="list-style-type: none">● I don't understand. What do you mean by....?● Can you explain more about this?
Agreeing	<ul style="list-style-type: none">● Yes, I agree with you.● Yes, I see your point.● I completely agree.● Yes, you're right● That's true. 
Disagreeing	<ul style="list-style-type: none">● I don't think it'll work.● I don't agree.● I don't think so.● I see what you mean, but....● I can see your point but.... 
Summing up ideas	<ul style="list-style-type: none">● To sum up, we've decided to...● We've covered all the points. Let's sum up.